

TFA Resistance Pilot

Flight Suit:

The suit is a redder shade of orange than the OT pilot suit, but appears redder in merchandise and on film as a result of lighting and post-processing. Based on comparison with an actual costume under good lighting, [Pantone Rooibos Tea](#) is a close match to the fabric color post-weathering.



Close Color Match

The Sunrider group build used pre-made coveralls for the base flight suit and added pieces to it to match our reference pictures. Two coveralls were used for each completed flight suit.



3-Inch Pleated Elastic

The neck and sleeves have a 3-inch wide pleated fabric stripe. The original trim has not been located, but [3" pleated elastic](#) has been found to be a very close match. The elastic can be tinted to match the suit using dyes for synthetic fabric.

The trim should run from the collar down the top of the sleeves. Another section of trim should be wrapped around the collar leaving a clean vertical edge in front that can be closed mandarin collar style. In shots where Poe's suit is open, the fabric can be seen folded over the collar and four black metal clasps present on the interior side to close the collar.

There are no arm pockets, only a thin "pen holder" made of the same fabric as the base suit present on the upper left arm. This approximately 1" strap is sewn over the elastic trim with 3 loops in the middle extends slightly over the edges of the trim. Nothing is shown being held in the loops during the film that we've spotted so far.



The suit sleeves may end in knit ribbed cuffs - this may be a character variant. Poe has dark gray or brown knit ribbed cuffs visible in a behind the scenes photo. Snap Wexley appears in the Visual Dictionary but his sleeves end with no cuffs attached.

There is a small tab along the placket just below the collar. The tab is a loop or pocket of fabric that functions as an attachment point for the chest box in the actual costume. The prop box has a clip on the back (similar to a slide belt clip) to secure it to the tab.

The suit has no waistband, only a seam at the waistline.

The legs have a second layer we're calling "chaps." These start a few inches below the waist seam (roughly halfway between the waist and crotch) and curve down toward the inseam. We made them using the legs of a second identical suit - ordering the donor suit in a larger size is suggested to ensure enough spare fabric for pockets and enough leg width to fit over the existing suit legs.

There are two sets of pockets on each leg. The lower single pockets are centered over the knee. The upper right pocket is a combination of two types of pocket styles (PDF pattern [Here](#)). The upper left pocket is similar in construction to the lower pockets but larger.

Four of the five pockets are “cargo style” as they have side panels that attach to the suit. The upper pockets are positioned toward the outer seam of the chap (which should line up with the outer seam of the suit legs under it).



Diagram by Cedric Boree of chaps and pocket placement. Further references showed that the top of the chaps was actually about 4 inches wide.



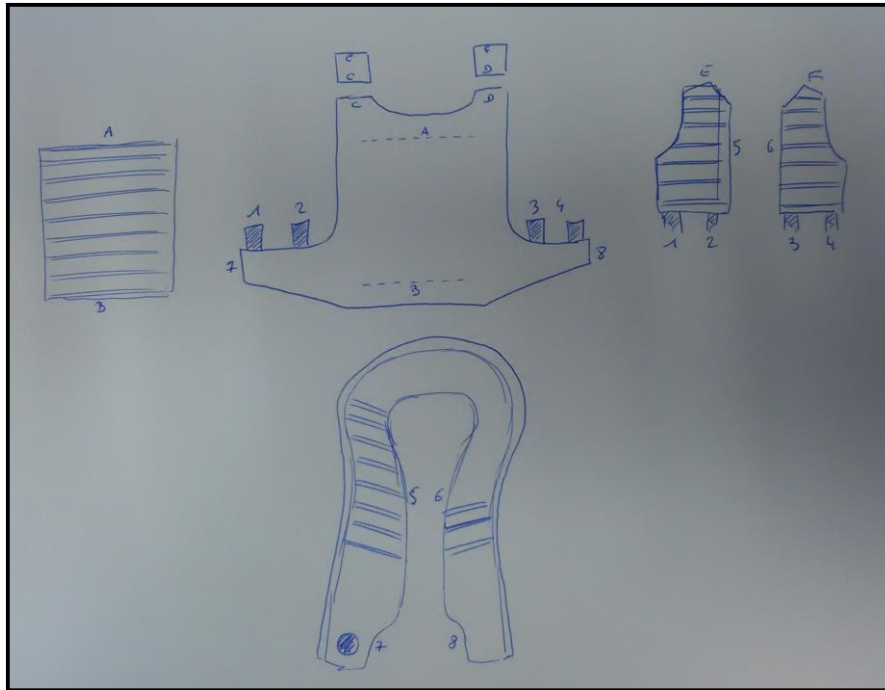
Leg webbing and buckle

The chaps end just below the knee and are sewn to the legs underneath. There is a band of 1" dark gray webbing at the seam with a metal slide buckle centered at the front. The webbing appears to be sewn into the side seams of the legs.

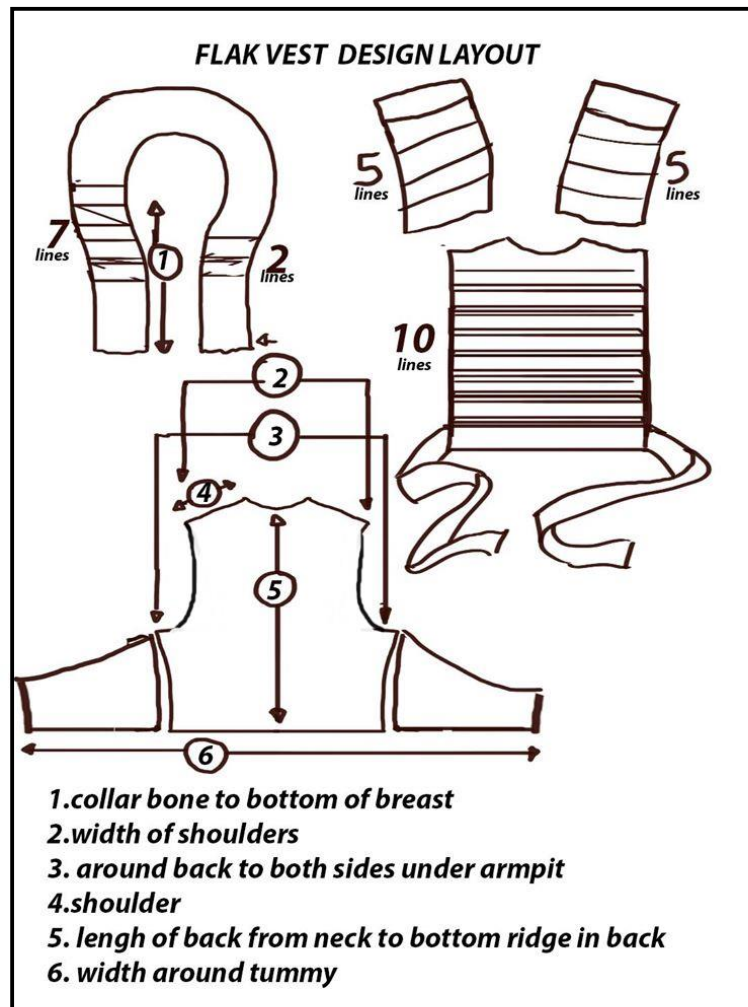
Vest:

Stretch poplin was used to create a look that was pretty close to the exhibit photos. The collar padding is made up of 1/4" thick craft foam cut into 3/4" wide strips. The cording in the collar edge is 3/8" cotton cording. The collar, back, and side panels are padded with layers of flat quilt batting to give it proper body. There is a round circle of black mesh on the lower right side. The bird and Aurebesh is applied via iron-on transfer (PDF [here](#)). You'll also need 2" white nylon/seat belt webbing for the bottom strap and 3/4-inch wide white nylon or elastic for the straps on the under vest.

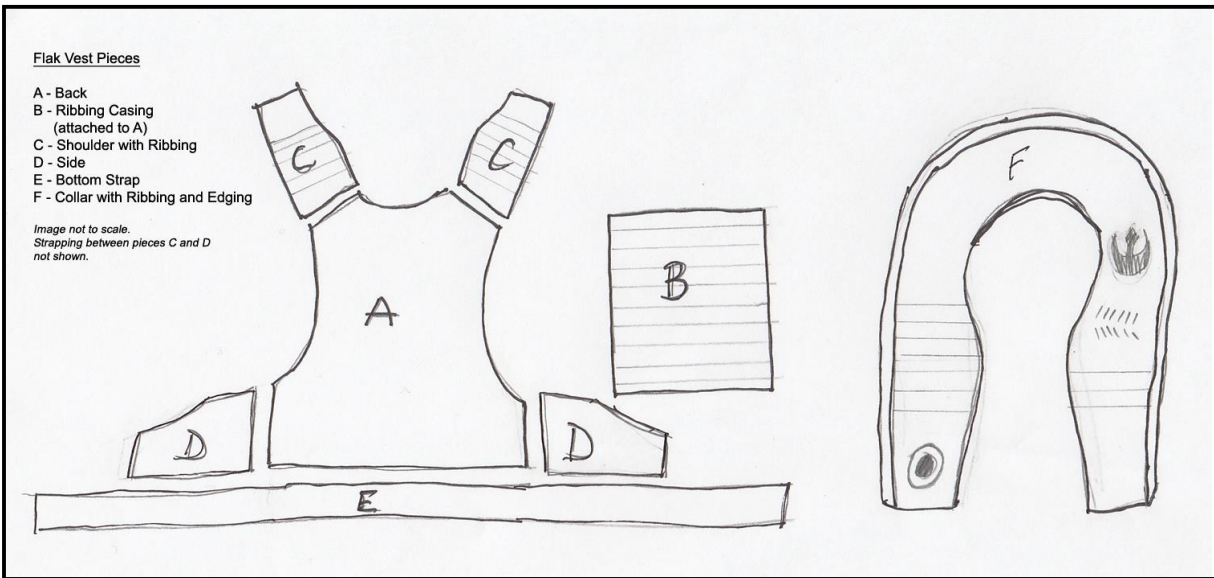
Vest Pattern Layout by Cedric Boree



Vest Pattern Layout by Dawn Bright



Vest Pattern Layout by Donna Keeley



Chest box and Hose:

Chest boxes are smaller and thicker than OT pilots. The box is a pale chalky gray with black recesses. Buttons on the front are dark gray, white, and bright blue.

The original hose is a British [20mm interior width corrugated rubber radiator hose](#). Availability is limited in the US and accurate hoses will either need to be ordered from the UK or replicated via other means. The hose can be secured in the box by gluing a section of wooden dowel rod into the end of the hose and running it into the hole at the bottom of the box.

Chest boxes are available through: [Max's Sci-fi Creations](#)



Chest plate:

These are flat layers of plastic cut to look like a buckle. It attaches to the vest by Velcro that extends off to the sides and sticks to Velcro sewn to the underside of the inner vest.

Belt:

The belt is a British military surplus item. Look for PLCE webbing belts with roll pin buckles. Poe wears his inside out from the way they are usually worn. They are easily found in khaki and OD green but appear gray in the film. Automotive upholstery paint can be used to change the color.

[Ebay source](#)



Harness:

The harness is made using two custom L-shaped brackets, 2" webbing, two roll pin buckles, and Chicago screws. Brackets are being made by several RL members. They appear flat on some pilots and angled in other pictures. Roll pin buckles are identical to those used in the OT pilot belt. If buckles have a greenish brass finish, it can be removed by soaking the buckle in vinegar for 15-30 minutes.

Full belt/harnesses available from [Ponte](#)

Leg Flare Holder:

The holder is made out of black seatbelt webbing, specifically the kind with no visible panels (woven stripes) that is common in the UK. Construction is very similar to the OT flare belt. There are five flares on the belt. The original flares appear to be molded (there's visible seams in some pictures) and painted silver.

Sewing Velcro on the chaps helps keep the flare belt from sliding around.

Poe's leg flare belt is worn in a similar position as the OT Pilot Leg Flare Holder. Alternatively, other pilots are seen wearing them higher on the thigh.



Leg Flare Holder

Boots:

The boots are only visible from the ankle down due to the suit legs being worn outside the boot. The sole appears to be pretty common in hunting and muck boots. Look to match the pattern of ridges on the boot toe.

Some of the widely-available American options

- [Cheap eBay option \(not very durable\)](#)
- [Target winter boots](#)
- [Another Target option](#)
- [Target boots for small feet \(boys size\)](#)
- [GroundWork Mucker Boots](#)

In the Visual Dictionary, Snap Wexley and Nien Nunb are shown wearing a different style of boot with what looks like a leather cover over the front. [Close match to the alternate boot](#)

Helmet:

Helmets kits are still under development. Golden Armor is selling a kit, but both their reputation and the kit's accuracy are highly questionable.

Gloves:

The gloves are police riot gloves originally made by Southcombe. There are a couple of models shown on various pilots, all with a long gauntlet with raised strips and padding on the fingers.

The originals are no longer produced but replicas are available via [WampaWear](#) and may soon be available [here from zhongvader](#).